

THEMA

gres fine porcellanato

★★★★★
MONOCIBEC®
FINCIBEC GROUP

THEMA

gres fine porcellanato
fine porcelain stoneware

★ ★ ★ ★ ★
MONOCIBEC®
FINCIBEC GROUP

Indice

Index

p. 02

Concept

p. 06

Snow

p. 20

Earth

p. 34

Dune

p. 14

Loft

p. 26

Steel

La disinvolta
eleganza del
cemento spatolato/
The casual elegance
of a cement
spatula finish

Osservare un ambiente e progettarlo al tempo stesso: con Thema, diventa semplice e stimolante. Thema sviluppa una forte vocazione architettonica: propone un'espressività estetica rigorosa e multiforme ispirata al cemento spatolato, con spunti decorativi geometrici che conferiscono un interessante movimento alle lastre. Due le superfici in gamma, naturale e soft che, mescolando armoniosamente lucido e opaco, enfatizza la profondità dei colori in gamma. Thema è un laboratorio d'idee, per sviluppare combinazioni creative e personali, valorizzando pavimenti e pareti all'interno di spazi di vita assolutamente unici. / To see an environment and design it at the same time: with Thema, it's stimulating and simple. Thema has a strong architectural vocation with its cement spatula inspired multiform and yet rigorous aesthetic expressiveness and decorative geometric cues that give an interesting movement to the slabs. Two surfaces are available, natural and soft, which, by harmoniously mixing shiny and matte, emphasize the depth of the colours in the range. Thema is a laboratory of ideas, for developing creative and personal combinations and for making floors and walls in living spaces absolutely unique.

THEMA

gres fine porcellanato
fine porcelain stoneware

Formati / Sizes

60x120

60x60

30x120

30x60

Superfici / Surfaces

SOFT
NATURALE / NATURAL

Bordo / Edge

RETTIFICATO / RECTIFIED

Steel

Earth

Loft

Colori / Colours

Dune

Snow



Snow



THEMA

Snow

Ambiente realizzato con:
Snow 60x120 soft - Earth 60x120 soft
Decoro Thema soft 30x120 - Mosaico
Esagonetta lato 8 Earth

Setting realized with:
Snow 60x120 soft - Earth 60x120 soft
Decoro Thema soft 30x120 - Mosaico
Esagonetta lato 8 Earth



Snow



Snow





Loft



THEMA

Madeline Plaza

Madeline Plaza

Loft

Ambiente realizzato con:
Loft 60x120 nat. - Loft 60x120 soft

Setting realized with:
Loft 60x120 nat. - Loft 60x120 soft



Loft






Earth

Ambiente realizzato con:
Earth 60x120 nat. - Snow 60x120 soft
Decoro Thema soft 30x120

Setting realized with:
Earth 60x120 nat. - Snow 60x120 soft
Decoro Thema soft 30x120

★★★★★
MONOCIBEC[®]
FINCIBEC GROUP



Earth



Steel



THEMA

Steel

Ambiente realizzato con:
Steel 60x60 nat. - Steel 30x120 soft
Formella Thema Mix 30x30 nat.

Setting realized with:
Steel 60x60 nat. - Steel 30x120 soft
Formella Thema Mix 30x30 nat.

★★★★★
MONOCIBEC
FINCIBEC GROUP





Steel



Steel



Dune



THEMA

Dune

Ambiente realizzato con:
Dune 60x120 nat. - Earth 60x120 nat.

Setting realized with:
Dune 60x120 nat. - Earth 60x120 nat.



Dune



★★★★★
MONOCIBEC
FINCIBEC GROUP


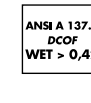
Snow

Loft

Earth

Steel

Dune



60x60 . 24"x24"


10 mm

NAT. RETT. SOFT RETT.

92824 Loft	93696 Loft
92829 Steel	93702 Steel
92830 Snow	93699 Snow
92831 Dune	93687 Dune
92832 Earth	93693 Earth

■ 105

■ 105



60x120 . 24"x48"

10 mm

NAT. RETT. SOFT RETT.

92844 Loft	93694 Loft
92845 Steel	93701 Steel
92846 Snow	93698 Snow
92847 Dune	93690 Dune
92848 Earth	93692 Earth

■ 141

■ 141



30x60 . 12"x24"

9 mm

NAT. RETT. SOFT RETT.

92835 Loft	93695 Loft
92836 Steel	93700 Steel
92837 Snow	93697 Snow
92833 Dune	93689 Dune
92838 Earth	93691 Earth

■ 89

■ 89



30x120 . 12"x48"


10 mm

SOFT RETT.

92839 Loft
92840 Steel
92841 Snow
92842 Dune
92843 Earth

■ 179

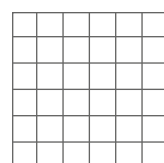
MOSAICI - MOSAICS



30x60 . 12"x24" NAT. SOFT
MOSAICO MURETTO MIX

93305 Loft
93307 Steel
93306 Snow
93303 Dune
93304 Earth

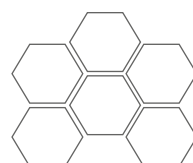
■ 190



4,7x4,7 . 1,8"x1,8" NAT.
MOSAICO SU RETE
30x30 - 12"x12"

92854 Loft
92855 Steel
92856 Snow
92857 Dune
92858 Earth

■ 199



30x30 . 12"x12" NAT.
MOSAICO ESAGONETTA
LATO 8

92849 Loft
92850 Steel
92851 Snow
92852 Dune
92853 Earth

■ 235

DECORI - DECORS



★ 30x120 . 12"x48"

94842 Decoro Thema Soft rett.

■ 190



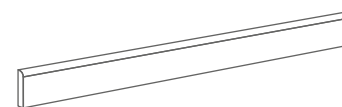
★ 30x30 . 12"x12"

94841 Formella Thema Mix rett.

■ 152

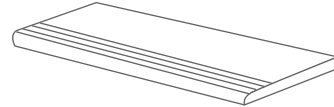
★ Versione decoro con più soggetti,
confezionati random.
Decor version with multiple subjects,
packaged randomly

PEZZI SPECIALI - SPECIAL PIECES



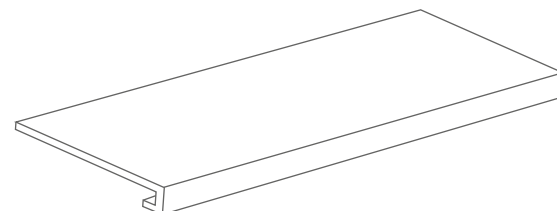
5,4x60 . 2"x24" SOFT
BATTISCOPIA

● 17



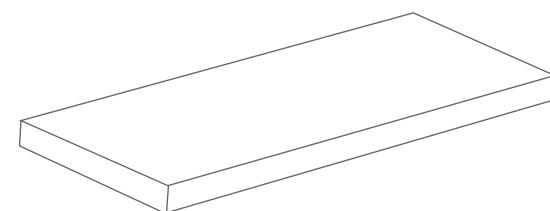
30x60 . 12"x24" NAT. - SOFT
GRADINO

● 63



33x120 . 13"x48" NAT. - SOFT
GRADONE COSTA RETTA

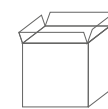
● 240



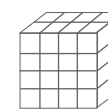
33x120 . 13"x48" NAT. - SOFT
GRADONE ANGOLARE COSTA RETTA DX-SX

● 249

IMBALLI - PACKAGING



	60x120	30x120	60x60	30x60
Pc.	2	3	3	6
M ²	1,44	1,08	1,08	1,08
Kg	34	22,5	22,5	22



	60x120	30x120	60x60	30x60
Colli boxes	30	20	40	48
M ²	43,2	21,6	43,2	51,84
Kg	1020	450	900	1056

CATEGORIE D'IMPIEGO USE CLASSES



C1 Piastrelle da pavimento consigliate per traffico leggero
Floor tiles recommended for light traffic



C2 Piastrelle da pavimento consigliate per traffico medio-leggero
Floor tiles recommended for medium-light traffic



C3 Piastrelle da pavimento consigliate per traffico medio
Floor tiles recommended for medium traffic




C4 Piastrelle da pavimento consigliate per traffico medio-pesante
Floor tiles recommended for medium-heavy traffic




C5 Piastrelle da pavimento consigliate per impieghi con forti sollecitazioni
Floor tiles recommended for highly stressed uses


VARIAZIONI CROMATICHE COLOURS VARIATIONS




V1 Aspetto uniforme
Even appearance



V2 Lieve variazione
Light variation




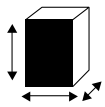








V3 Media variazione
Medium variation



V4 Intensa variazione
Strong variation

È indispensabile all'atto della posa, prelevare le piastrelle da più confezioni.
It is necessary to take the tiles from several different boxes when laying them.

SCHEDA TECNICA TECHNICAL DATA

 ISO 13006B1a EN 14411/6	CARATTERISTICHE TECNICHE TECHNICAL DATA CARACTÉRISTIQUES TECHNIQUES TECHNISCHE DATEN CARACTERÍSTICAS TÉCNICAS	TIPO DI PROVA STANDARD OF TEST NORME DU TEST TESTNORM TIPO DE PRUEBA	VALORE MONOCIBEC MONOCIBEC STANDARDS VALEUR MONOCIBEC ERGEBNIS MONOCIBEC VALOR DE MONOCIBEC
	DIMENSIONI SIZES DIMENSIONS ABMESSUNGEN DIMENSIONES	ISO 10545.2	A NORMA ACCORDING TO NORM SELON LA NORME NACH NORM CONFORME
	ASSORBIMENTO D'ACQUA WATER ABSORPTION ABSORPTION D'EAU WASSERAUFNAHME ABSORCIÓN DEL AGUA	ISO 10545.3	$\leq 0,2\%$
	SFORZO DI ROTTURA MODULUS OF RUPTURE EFFORT DE RUPTURE BRUCHLAST ESFUERZO DE ROTURA	ISO 10545.4	$S \geq 1300 \text{ N}$
RESISTENZA A FLESSIONE BREAKING STRENGTH RESISTANCE A LA FLEXION BIEGEFESTIGKEIT RESISTENCIA A LA FLEXIÓN	$R \geq 35 \text{ N/MM}^2$		
	RESISTENZA AGLI SHOCK TERMICI RESISTANCE TO THERMAL SHOCK RESISTANCE AUX CHOQUES THERMIQUE TEMPERATURWECHSELBESTÄNDIGKEIT RESISTENCIA A LOS CAMBIOS TÉRMICOS	ISO 10545.9	GARANTITA GUARANTEED GARANTIE GARANTIERT GARANTIZADA
	RESISTENZA AL GELO FROST RESISTANCE RESISTANCE AU GEL FROSTBESTÄNDIGKEIT RESISTENCIA A LA HELADA	ISO 10545.12	GARANTITA GUARANTEED GARANTIE GARANTIERT GARANTIZADA
	COEFFICIENTE DI DILATAZIONE TERMICA LINEARE THERMAL EXPANSION COEFFICIENT COEFFICIENT DE DILATATION THERMIQUE LINEARE WÄRMEAUSSDEHNUNGSKOEFFIZIENT COEFICIENTE DE DILATACIÓN TERMICA LINEAR	ISO 10545.8	A NORMA ACCORDING TO NORM SELON LA NORME NACH NORM CONFORME
	RESISTENZA ALL'ATTACCO CHIMICO CHEMICAL RESISTANCE RESISTANCE CHIMIQUE BESTÄNDIGKEIT GEGEN CHEMICALIEN RESISTENCIA AL ATAQUE QUIMICO	ISO 10545.13	A NORMA ACCORDING TO NORM SELON LA NORME NACH NORM CONFORME
	RESISTENZA ALLE MACCHIE STAINS RESISTANCE RESISTANCE AUX TACHES FLECKENBESTÄNDIGKEIT RESISTENCIA A LAS MANCHAS	ISO 10545.14	A NORMA ACCORDING TO NORM SELON LA NORME NACH NORM CONFORME
	RESISTENZA ALLO SCIVOLAMENTO SLIP RESISTANCE RESISTANCE AU GLISSEMENT RUTSCHFESTIGKEIT RESISTENCIA AL DESLIZAMIENTO	ANSI A 137.1 - DCOF (Coefficiente di attrito dinamico) (Coefficient of kinetic friction)	$WET > 0,42$
		DIN 51130	R9 SOFT R10 NAT.
		DIN 51097	A+B NAT

Escluso pezzi speciali ed elementi decorativi With the exception of special pieces and decors
 Per ulteriori informazioni consultare le schede tecniche dal sito www.monocibec.it For further inquiries, refer to the data sheets on the web-site www.monocibec.it

NOTE NOTES

I prodotti possono essere modificati da Fincibec senza preavviso, respingendo ogni responsabilità su possibili danni diretti o indiretti causati da potenziali modifiche.
 Fincibec reserves the right to modify its products without prior notice and cannot be held liable for direct or indirect damage caused by such modifications.

Verificare sempre la correttezza delle informazioni e dei dati relativi a codici, imballaggi e pesi, consultando il listino prezzi in vigore.
 Always refer to the price list in force to ensure correct information and data on codes, packaging, and weight.

Le tonalità dei colori riportate nel catalogo sono indicative
 The colours shades, reported on the catalogue, are indicative.



THEMA

gres fine porcellanato
fine porcelain stoneware



FINCIBEC S.p.A.
Uffici Comm.li, Stabilimento
e Amministrazione:

via Valle d'Aosta, 47
41049 Sassuolo (MO) Italia
Tel. +39 0536 861.300
Fax Italia +39 0536 861.400
Fax Export + 39 0536 806.974 - 861.450
Fax Uff. Amm. + 39 0536 861.351
www.monocibec.it - info@monocibec.it
www.fincibec.it - info@fincibec.it
GRUPPO FIRE - Fire s.r.l.

